## Software Introduction

BETAFPV P1 Configurator is a PC configuration tool designed specifically for BETAFPV ArtLynk series products. It helps users update device firmware more easily and efficiently. Hereinafter referred to as the Configurator.

## Configuration Guide

### Windows Installation

- Windows users need to obtain the .exe file from the software download page. After downloading, double-click the installer and follow the prompts to complete the installation.
- Download Link: https://support.betafpv.com/hc/en-us/articles/64414196371737-BETAFPV-P1-Configurator

#### Firmware Update

1. Power on the device and connect it to the computer using a USB data cable. Wait 3 seconds, then click **Refresh Device**.
2. For first-time firmware flashing, click **Configure Drivers and Network**.
3. After the device is recognized, click **Connect Device**.
4. In the corresponding device section, click **Firmware Update** and select the downloaded device firmware.
5. Click **Start Update** and wait for the firmware update to complete.
6. After the update is complete, power off and restart the device.





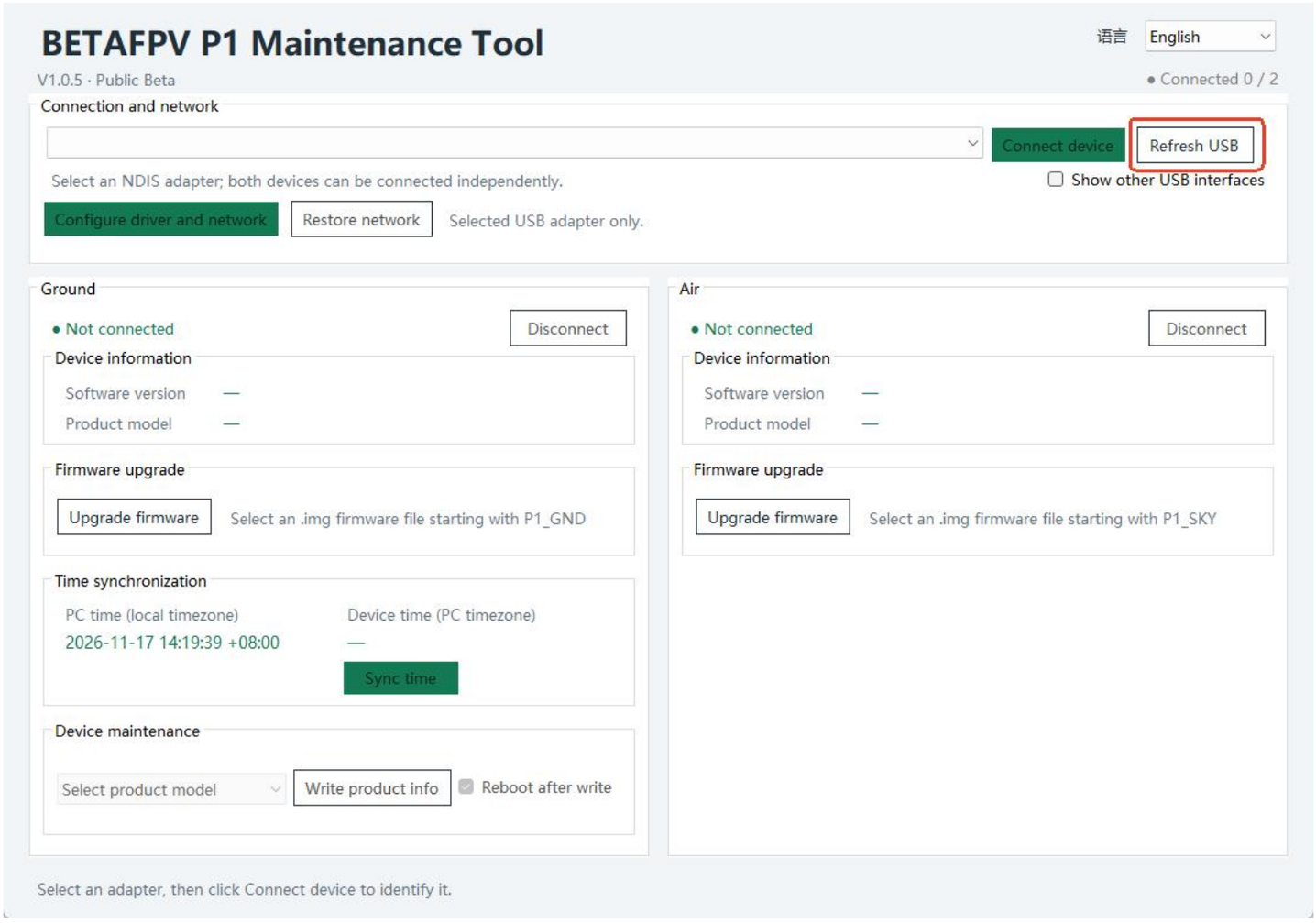
BETAFPV P1 Maintenance Tool
语言
English
V1.0.5 · Public Beta
● Connected 0 / 2
Connection and network
Connect device
Refresh USB
Select an NDIS adapter; both devices can be connected independently.
Show other USB interfaces
Configure driver and network
Restore network
Selected USB adapter only.
Ground
● Not connected
Disconnect
Device information
Software version —
Product model —
Firmware upgrade
Upgrade firmware
Select an .img firmware file starting with P1_GND
Time synchronization
PC time (local timezone)
2026-11-17 14:19:39 +08:00
Device time (PC timezone)
—
Sync time
Device maintenance
Select product model
Write product info
Reboot after write
Air
● Not connected
Disconnect
Device information
Software version —
Product model —
Firmware upgrade
Upgrade firmware
Select an .img firmware file starting with P1_SKY
Select an adapter, then click Connect device to identify it.

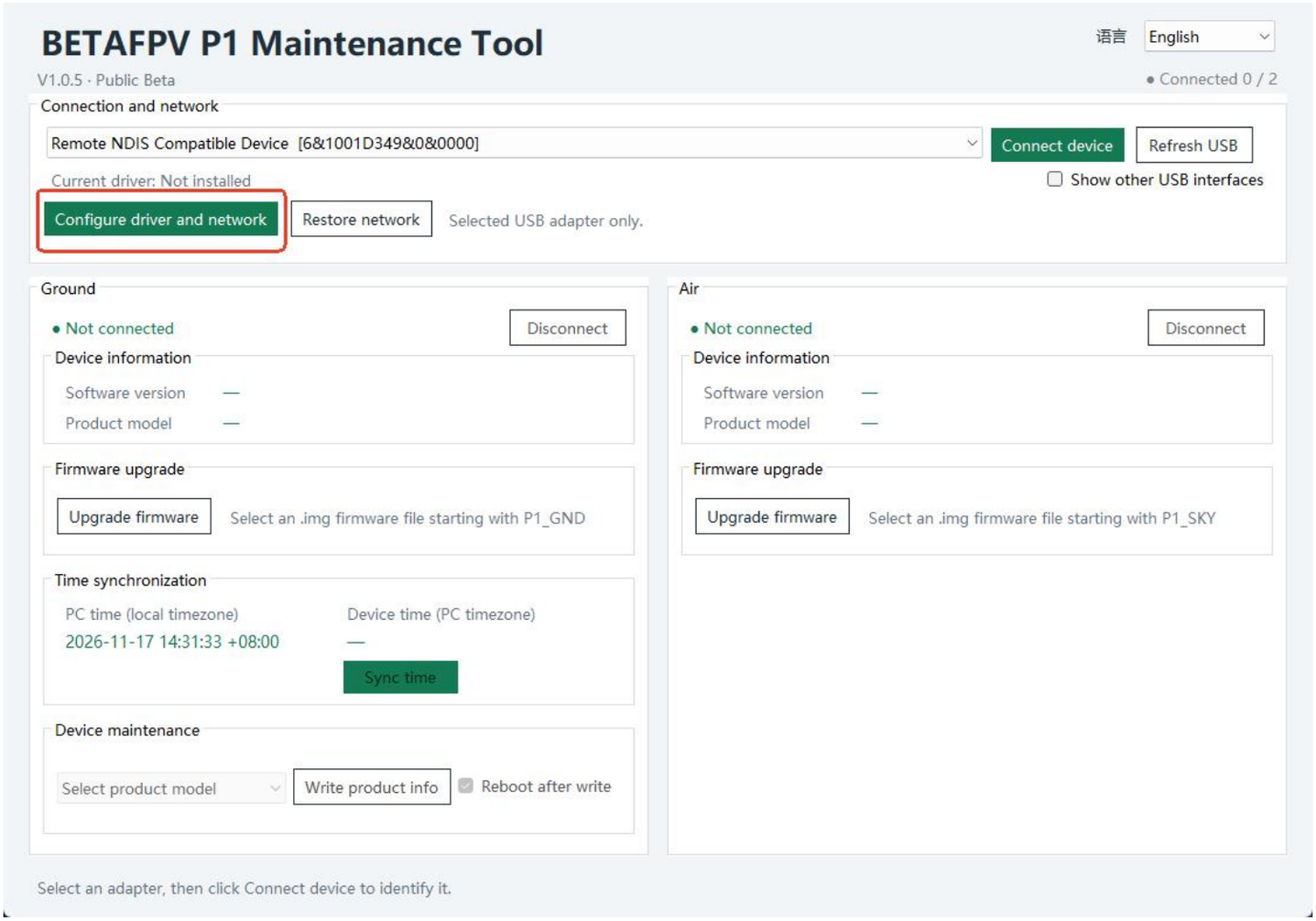
BETAFPV P1 Maintenance Tool
语言
English
V1.0.5 · Public Beta
● Connected 0 / 2
Connection and network
Remote NDIS Compatible Device [6&1001D349&0&0000]
Connect device
Refresh USB
Current driver: Not installed
Show other USB interfaces
Configure driver and network
Restore network
Selected USB adapter only.
Ground
● Not connected
Disconnect
Device information
Software version —
Product model —
Firmware upgrade
Upgrade firmware
Select an .img firmware file starting with P1_GND
Time synchronization
PC time (local timezone)
2026-11-17 14:31:33 +08:00
Device time (PC timezone)
—
Sync time
Device maintenance
Select product model
Write product info
Reboot after write
Air
● Not connected
Disconnect
Device information
Software version —
Product model —
Firmware upgrade
Upgrade firmware
Select an .img firmware file starting with P1_SKY
Select an adapter, then click Connect device to identify it.

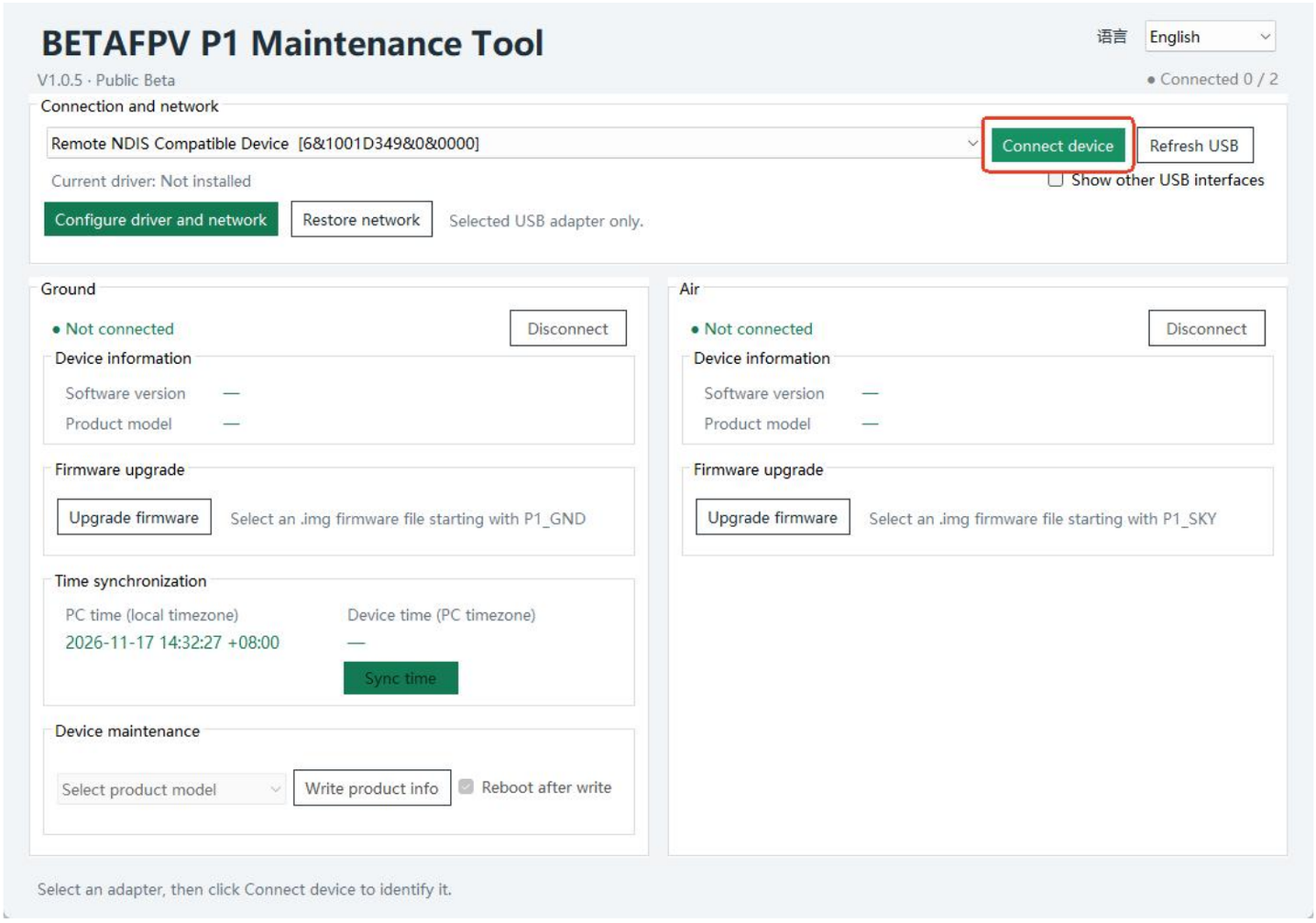
BETAFPV P1 Maintenance Tool
语言
English
V1.0.5 · Public Beta
● Connected 0 / 2
Connection and network
Remote NDIS Compatible Device [6&1001D349&0&0000]
Connect device
Refresh USB
Current driver: Not installed
Show other USB interfaces
Configure driver and network
Restore network
Selected USB adapter only.
Ground
● Not connected
Disconnect
Device information
Software version —
Product model —
Firmware upgrade
Upgrade firmware
Select an .img firmware file starting with P1_GND
Time synchronization
PC time (local timezone)
2026-11-17 14:32:27 +08:00
Device time (PC timezone)
—
Sync time
Device maintenance
Select product model
Write product info
Reboot after write
Air
● Not connected
Disconnect
Device information
Software version —
Product model —
Firmware upgrade
Upgrade firmware
Select an .img firmware file starting with P1_SKY
Select an adapter, then click Connect device to identify it.

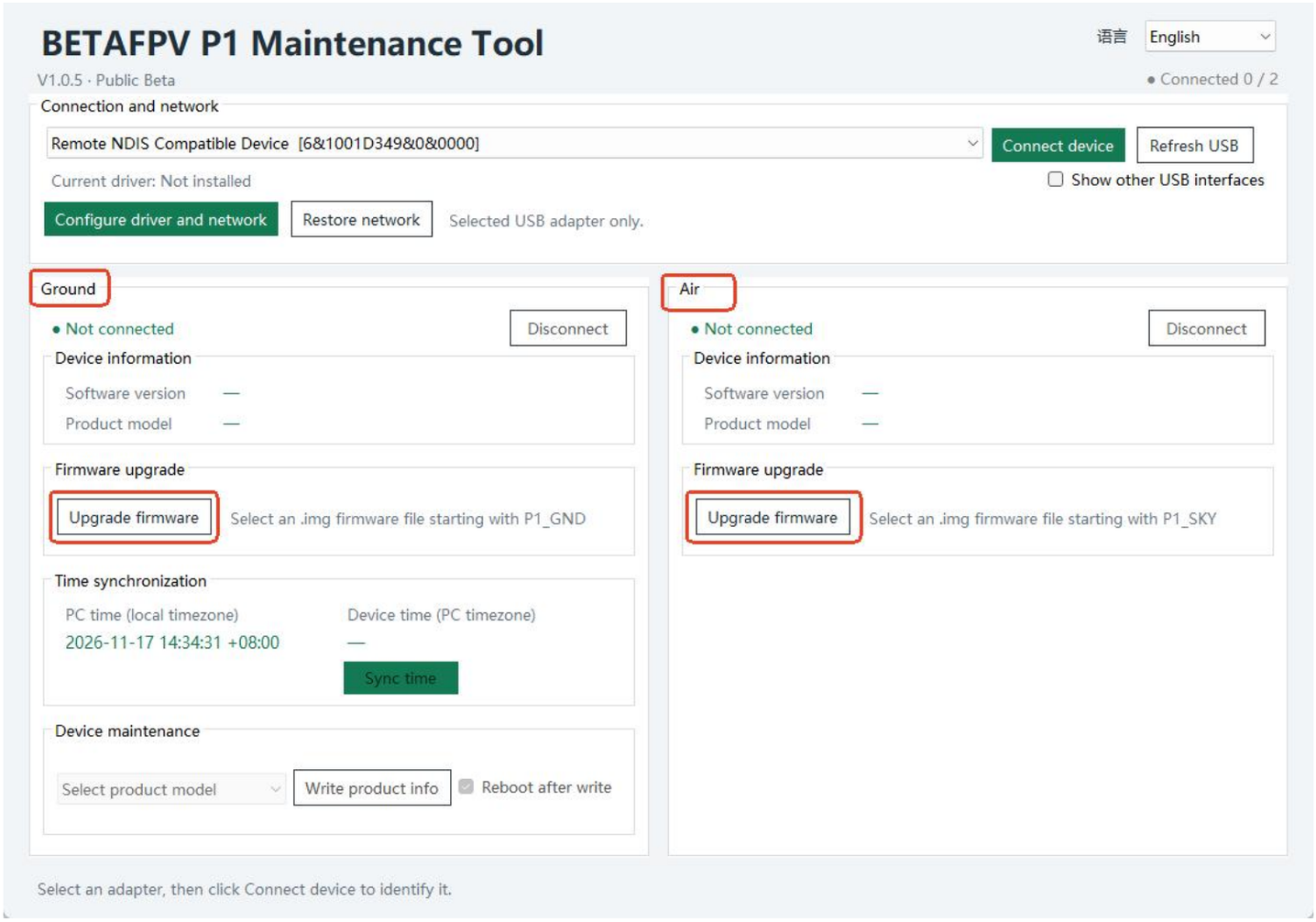
BETAFPV P1 Maintenance Tool
语言
English
V1.0.5 · Public Beta
● Connected 0 / 2
Connection and network
Remote NDIS Compatible Device [6&1001D349&0&0000]
Connect device
Refresh USB
Current driver: Not installed
Show other USB interfaces
Configure driver and network
Restore network
Selected USB adapter only.
Ground
● Not connected
Disconnect
Device information
Software version —
Product model —
Firmware upgrade
Upgrade firmware
Select an .img firmware file starting with P1_GND
Time synchronization
PC time (local timezone)
2026-11-17 14:34:31 +08:00
Device time (PC timezone)
—
Sync time
Device maintenance
Select product model
Write product info
Reboot after write
Air
● Not connected
Disconnect
Device information
Software version —
Product model —
Firmware upgrade
Upgrade firmware
Select an .img firmware file starting with P1_SKY
Select an adapter, then click Connect device to identify it.

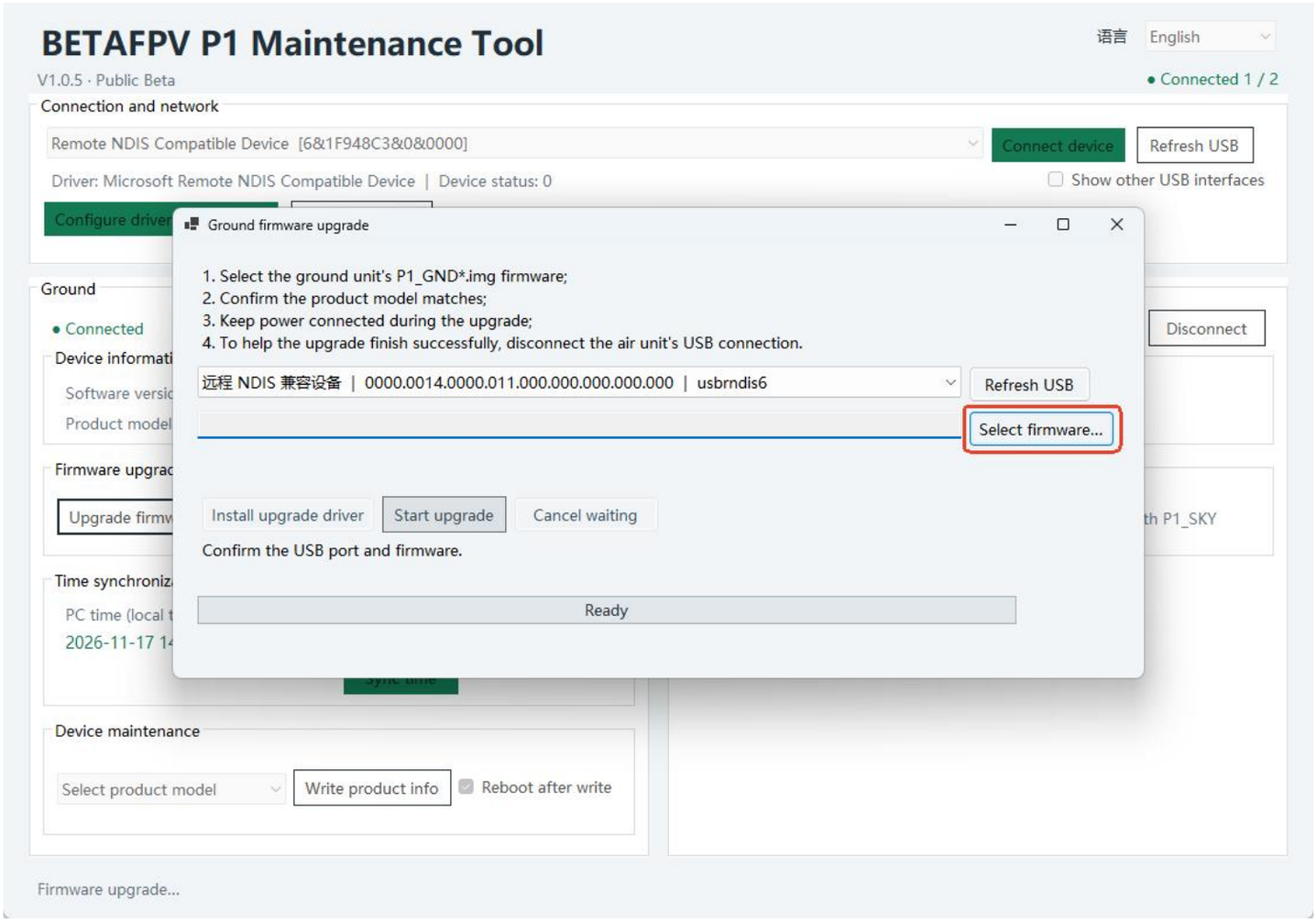
BETAFPV P1 Maintenance Tool
语言
English
V1.0.5 · Public Beta
• Connected 1 / 2
Connection and network
Remote NDIS Compatible Device [6&1F948C3&0&0000]
Connect device
Refresh USB
Driver: Microsoft Remote NDIS Compatible Device | Device status: 0
Show other USB interfaces
Configure driver
Ground firmware upgrade
1. Select the ground unit's P1_GND*.img firmware;
2. Confirm the product model matches;
3. Keep power connected during the upgrade;
4. To help the upgrade finish successfully, disconnect the air unit's USB connection.
远程 NDIS 兼容设备 | 0000.0014.0000.011.000.000.000.000.000 | usbrndis6
Refresh USB
Select firmware...
Install upgrade driver
Start upgrade
Cancel waiting
Confirm the USB port and firmware.
Ready
Ground
• Connected
Disconnect
Device informati
Software versic
Product model
Firmware upgrac
Upgrade firmw
th P1_SKY
Time synchroniz
PC time (local t
2026-11-17 14
Device maintenance
Select product model
Write product info
Reboot after write
Firmware upgrade...

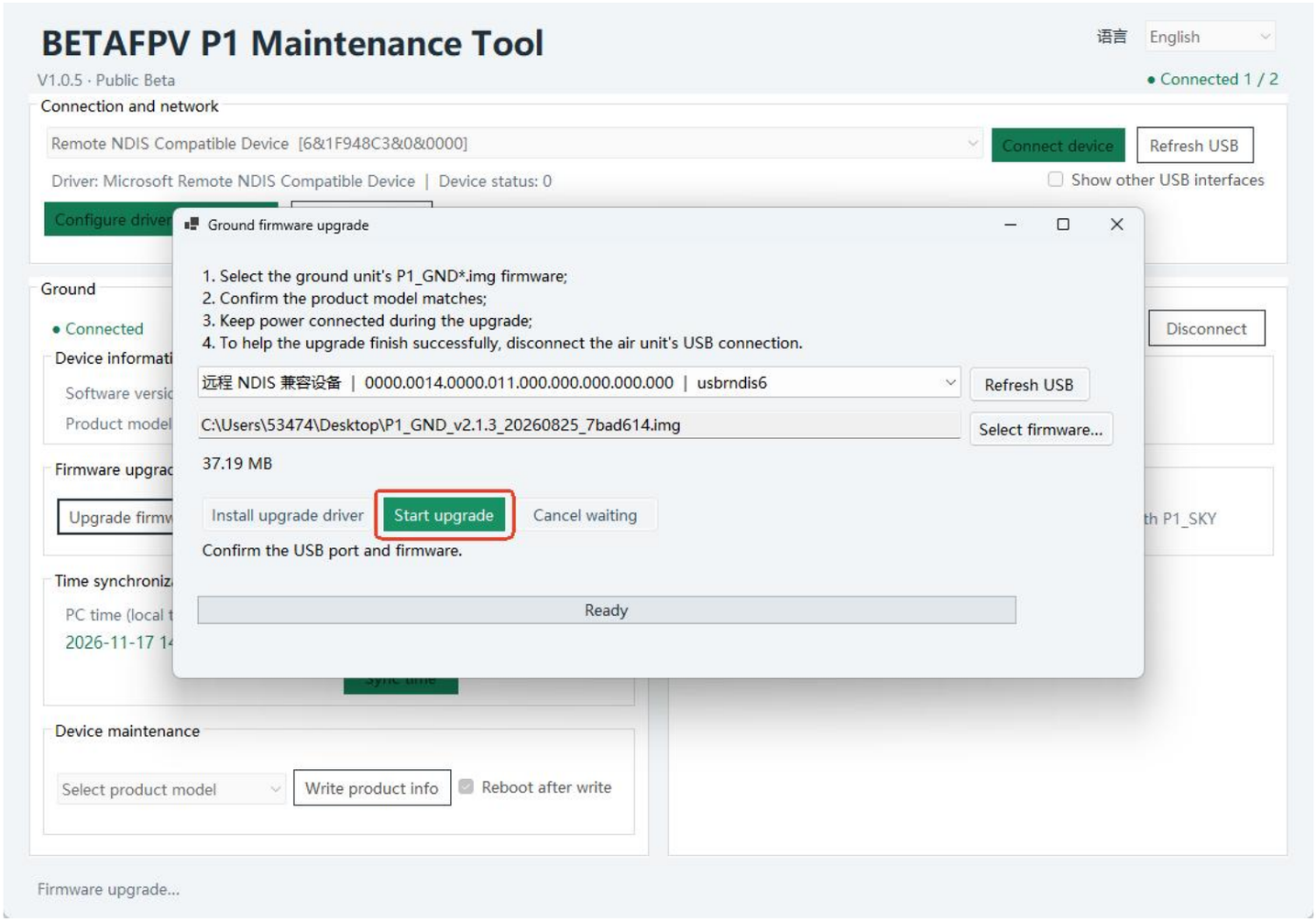
BETAFPV P1 Maintenance Tool
语言
English
V1.0.5 · Public Beta
● Connected 1 / 2
Connection and network
Remote NDIS Compatible Device [6&1F948C3&0&0000]
Connect device
Refresh USB
Driver: Microsoft Remote NDIS Compatible Device | Device status: 0
Show other USB interfaces
Configure driver
Ground firmware upgrade
1. Select the ground unit's P1_GND*.img firmware;
2. Confirm the product model matches;
3. Keep power connected during the upgrade;
4. To help the upgrade finish successfully, disconnect the air unit's USB connection.
远程 NDIS 兼容设备 | 0000.0014.0000.011.000.000.000.000.000 | usbrndis6
Refresh USB
C:\Users\53474\Desktop\P1_GND_v2.1.3_20260825_7bad614.img
Select firmware...
37.19 MB
Install upgrade driver
Start upgrade
Cancel waiting
Confirm the USB port and firmware.
Ready
Ground
● Connected
Disconnect
Device informati
Software versic
Product model
Firmware upgrac
Upgrade firmw
th P1_SKY
Time synchroniz
PC time (local t
2026-11-17 14
Device maintenance
Select product model
Write product info
Reboot after write
Firmware upgrade...

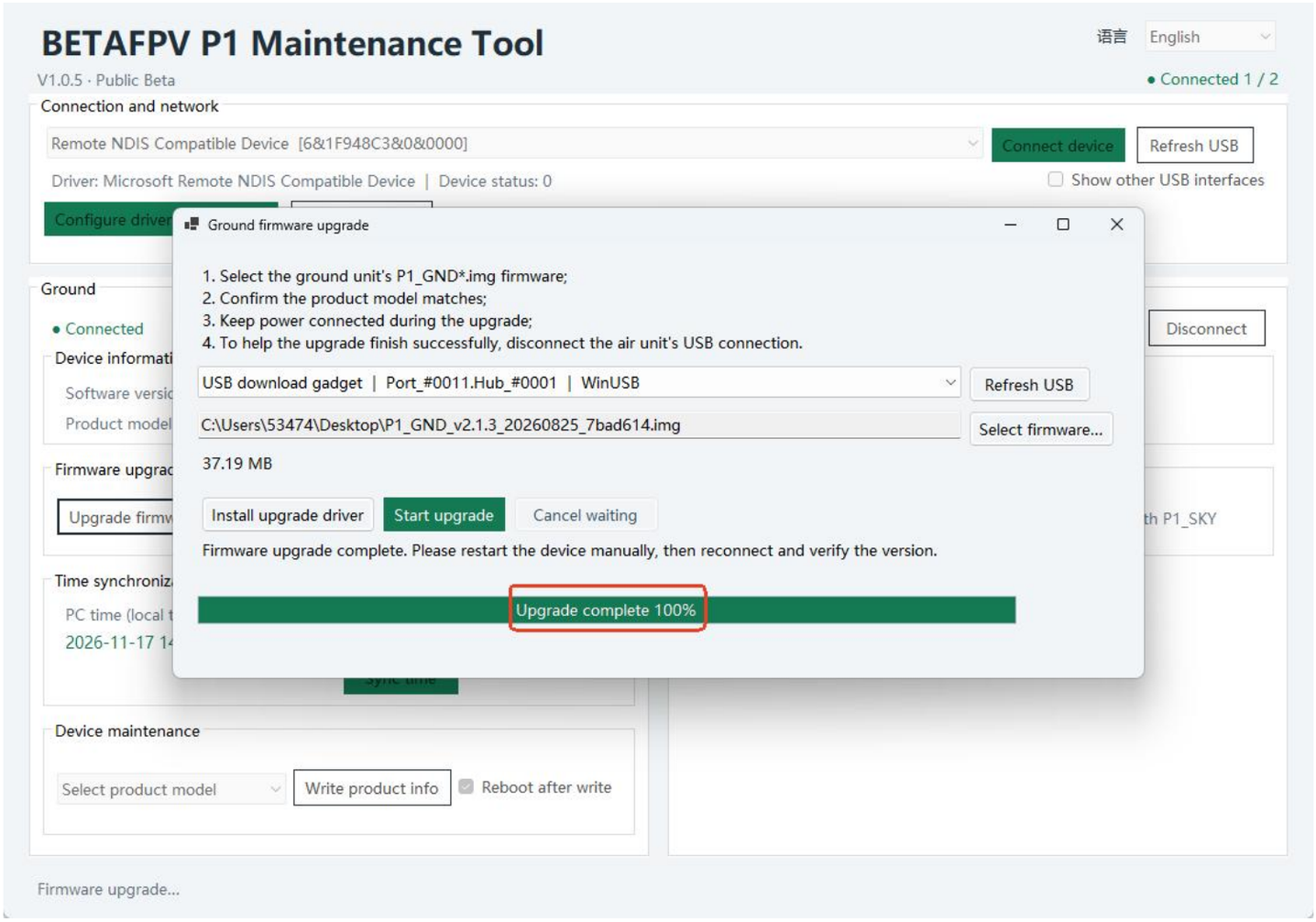
BETAFPV P1 Maintenance Tool
语言
English
V1.0.5 · Public Beta
● Connected 1 / 2
Connection and network
Remote NDIS Compatible Device [6&1F948C3&0&0000]
Connect device
Refresh USB
Driver: Microsoft Remote NDIS Compatible Device | Device status: 0
Show other USB interfaces
Configure driver
Ground firmware upgrade
1. Select the ground unit's P1_GND*.img firmware;
2. Confirm the product model matches;
3. Keep power connected during the upgrade;
4. To help the upgrade finish successfully, disconnect the air unit's USB connection.
USB download gadget | Port_#0011.Hub_#0001 | WinUSB
Refresh USB
C:\Users\53474\Desktop\P1_GND_v2.1.3_20260825_7bad614.img
Select firmware...
37.19 MB
Install upgrade driver
Start upgrade
Cancel waiting
Firmware upgrade complete. Please restart the device manually, then reconnect and verify the version.
Upgrade complete 100%
Ground
● Connected
Disconnect
Device maintenance
Select product model
Write product info
Reboot after write
Firmware upgrade...